

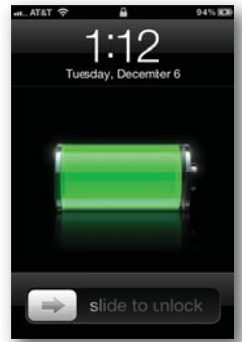
Viewing Pyware 3D Drills on iPads and iPhones



1. Download "GoodReader" from the App Store



2. Plug-in your device to your computer



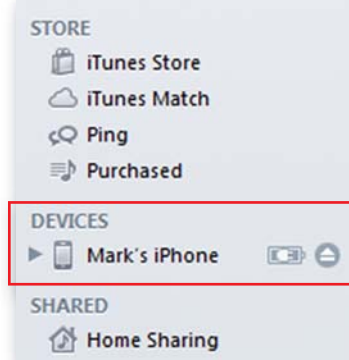
3. Save file as PDF (File --> Print Charts)



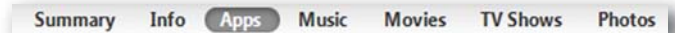
4. Open iTunes



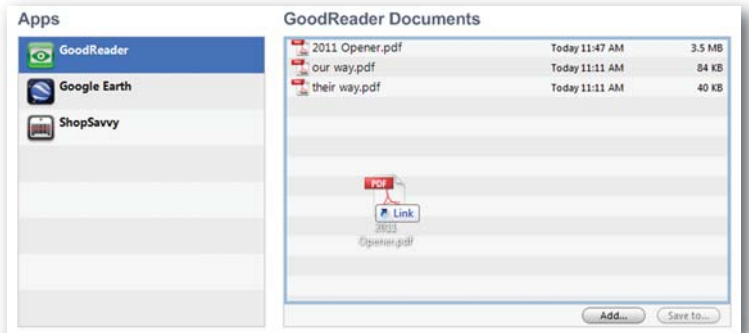
5. Click on your device under "Devices" on the left



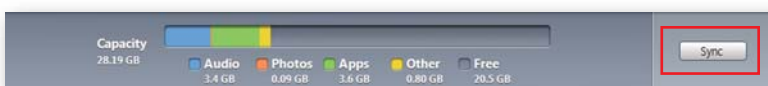
6. Select the "Apps" option up top



7. In the File Sharing section, Drag & Drop the PDF into the "GoodReader Documents" window, or click "Add" and choose the PDF to add to your device



8. Sync your device



9. Open GoodReader - you will see the PDF in "My Documents"

